

## Study of Laser Based Ignition for Internally Combustion Engines

K.Lakshmi kanth<sup>1</sup>, A.V.V.Raghavan<sup>2</sup>  
<sup>1,2</sup>UG Students

Department of Mechanical Engineering, Siddhartha Institute of Engineering and Technology, Telangana, India.  
Corresponding Author: K.Lakshmi Kanth

Date of Submission: 28-05-2020

Date of Acceptance: 14-06-2020

### ABSTRACT

Nowadays, combustion engines and different combustion processes play an awesome and necessary role in daily life. As a result, study of ignition of combustion processes is of nice importance. In most cases, a well-defined ignition location associated ignition time is crucial for an IC engine. Spark plugs are well matched for such tasks however suffer from disadvantages, like erosion of electrodes or restricted positioning potentialities. Over the standard ignition systems, ignition of flammable materials by suggests that of high power optical device pulses can be helpful. Due to market demands geared toward increasing the potency and also the power density of IC engines, existing ignition systems square measure apace approaching their limits. To avoid this, IC engine makers square measure seeking new technologies. The thermodynamical necessities of a high compression magnitude relation and a high power density square measure consummated well by optical device ignition. The target is to gift the present state of the significant information on fuel oxidization and discuss designated applications advantages within the conditions of combustion engines through this paper. Sustainability with relevancy burning engines is powerfully connected to the fuels burnt and also the overall potency. optical device ignition will enhance the combustion method and minimize waste material formation. This paper is on optical device ignition of property fuels for future burning engines. Sustainability with relevancy burning engines is powerfully connected to the fuels burnt and also the overall potency. optical device ignition will enhance the combustion method and minimize waste material formation. In technical appliances like burning engines, reliable ignition is critical for adequate system performance. Ignition powerfully affects the formation of pollutants and therefore the extent of fuel conversion. optical device mechanism will be a reliable thanks to come through this. Fundamentally, there are four other ways during which optical device lightweight will act with a flammable mixture to initiate associate degree ignition event. they're cited as one. Thermal

initiation, 2. Non resonant breakdown, 3. Resonant breakdown, and 4. chemistry ignition. out and away the foremost usually used technique is that the non-resonant initiation of combustion primarily as a result of its freedom in choosing the optical device wavelength and easy implementation. Optical breakdown of a gas among the focal spot of a high power optical maser permits a awfully distinct localization of the ignition spot in a very combustible. The new plasma that forms throughout this collapse initiates the subsequent self generating ignition method. At the tip we've mentioned some experimental results relating to measurements of fuel exhaustion and emissions that prove that optical device ignition has vital benefits compared to traditional spark ignition systems.

### I. INTRODUCTION

In technical appliances like combustion engines, reliable ignition is important for adequate system performance. Economic yet as environmental constraints demand an extra reduction within the fuel consumption and also the exhaust emissions of cars. At the instant, direct injected fuel engines show the best potential in reducing fuel consumption and exhaust emissions. Unfortunately, typical electrical device ignition shows a serious disadvantage with trendy spray-guided combustion processes since the ignition location can't be chosen optimally. From the viewpoint of gas engine R&D engineers, ignition of the fuel/air mixture by means of a laser has great potential. Especially the thermodynamic requirements of a high compression ratio and a high power density are fulfilled well by laser ignition. In addition, the plug electrodes will influence the gas flow within the combustion chamber. Ignition powerfully affects the formation of pollutants and therefore the extent of fuel conversion. In addition the plug electrodes will influence the gas flow within the ignition chamber ignition powerfully leads to formation of pollutants and therefore the extent of fuel

conversion. Optical device ignition is a reliable thanks to bring home the bacon this.

## II. BACKGROUND EXAMINATION IN ICENGINE ABOUT IGNITION

### What is ignition?

Ignition is that the method of beginning radical reactions till a independent flame has developed. One will distinguish between iatrogenic ignition, photo ignition and machine ignition, the latter being caused by photolytic generation of radicals.

### A. Ignition varieties

A. Compression Ignition (CI) or motorcar Ignition At bound values of temperature and pressure a mix can ignite ad libitum, this can be called the motorcar ignition or compression ignition.

### B. elicited Ignition

A method wherever a combination, which might not ignite by it, is kindled domestically by associate degree ignition supply (i.e. electrical electrical device, periodic optical device, microwave ignition source) is termed elicited ignition. In elicited ignition, energy is deposited, resulting in a temperature rise in an exceedingly tiny volume of the mixture, wherever motorcar ignition takes place or the energy is employed for the generation of radicals. In both cases subsequent flame propagation occurs and sets the mixture onfire.

## III. TYPICAL SPARKINGPLUGIGNITION

For many years conventional spark plug ignition has been used. The fuel-air mixture is squished and high voltage is applied to electrodes of spark plug at right moment for ignition of a fuel-air mixture.

### Alternative ignition systems

In technical appliances like automatic burners and combustion engines, the electrical device has been in use for over a century. For the ignition of notably fuel lean mixtures, alternatives to straightforward electrical spark ignition systems are devised: high-energy spark plugs, plasma jet igniters, rail plug igniters, torch jet igniters, and pulsed-jet igniters, exhaust gas recirculation (EGR) ignition systems, laser-induced spark ignition and flame jet igniters.

## IV. CONVENTIONAL IGNITIONSYSTEM DRAWBACKS

- Location of electrical device isn't versatile because it needs shielding of plug from large heat and fuel spray
- Ignition location can not be chosen optimally.
- Spark plug electrodes will disturb the gas flow at intervals the combustion chamber.
- It isn't attainable to ignite within the fuel spray.
- To get rid of carbon deposits it needs frequent maintenance.
- Leaner mixtures can not be burned, quantitative relation between fuel and air has got to be at intervals the right vary.
- Degradation of electrodes at high pressure and temperature.
- Flame propagation is slow.
- Multipurpose fuel ignition isn't possible.
- Higher turbulence levels area unit needed.
- Erosion of sparking plug electrodes.

### LASER

Lasers give intense and unidirectional beam of sunshine. optical device light-weight is monochromatic (one specific wavelength).

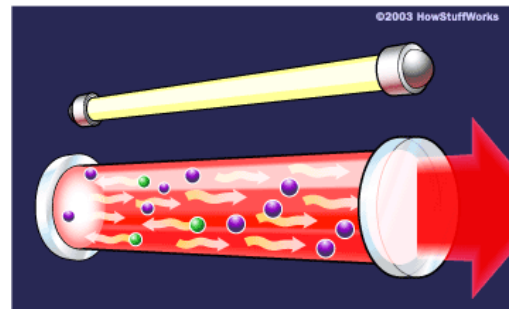


Figure 1


Wavelength of sunshine is decided by quantity of energy free once lepton drops to lower orbit. light-weight is coherent; all the photons have same wave fronts that launch to unison. optical device light-weight has tight beam and is robust and focused. to form these 3 properties occur takes one thing referred to as "Stimulated Emission", during which gauge boson emission is organized.

### Types of lasers

- Rubylaser
- Chemicallasers
- Excimerlasers
- Solid-state lasers
- Semiconductorlasers
- Dyelasers

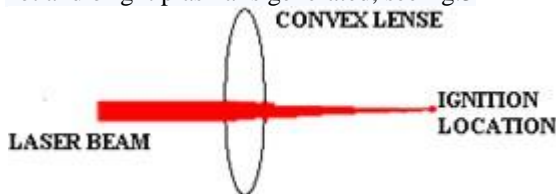
**• LASER Ignition**

Laser ignition, or laser-induced ignition, is that the method of beginning combustion by the information of a optical device light.



**Figure 2**


Laser ignition uses associate degree optical breakdown of gas molecules caused by associate degree intense optical device pulse to ignite gas mixtures. The beam of a robust short pulse optical device is targeted by a lens into a combustion chamber and close to the focal spot and hot and bright plasma is generated, see fig.3



**Figure 3: Ignition in combustion chamber**

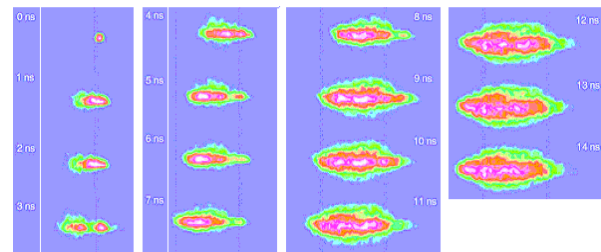
The method begins with multi-photon ionization of few gas molecules that releases electrons that promptly absorb a lot of photons via the inverse bremsstrahlung process to extend their K.E.. Electrons liberated by this suggests strike different molecules and ionize them, resulting in Associate in Nursing negatron avalanche, and breakdown of the gas. Multiphoton absorption processes square measure typically essential for the initial stage of breakdown as a result of the offered gauge boson energy at visible and close to IR wavelengths is far smaller than the ionization energy. For terribly short pulse period (few picoseconds) the multiphoton processes alone should give breakdown, since there's meager time for electron-molecule collision to occur. Thus this avalanche of electrons and resultant ions impinge on one another manufacturing large heat therefore making plasma that is sufficiently robust to ignite the fuel.

The wavelength of optical device rely on the absorption properties of the optical device and also the minimum energy needed depends upon the quantity of photons needed for manufacturing the negatron avalanche.



**Figure 4**

Optical breakdown in air generated by a Nd:YAG optical maser. Flame propagation in combustion chamber



**Figure 5**

**V. VARIETIES OF OPTICAL MASER IGNITION**

Basically, energetic interactions of a optical maser with a gas is also classified into one amongst the subsequent four schemes as represented in

**• Thermal initiation**

In thermal initiation of ignition, there's no electrical breakdown of the gas and a light beam is employed to boost the mechanical energy of target molecules in travel, rotational, or undulation forms. Consequently, molecular bonds are broken and reaction occur resulting in ignition with generally long ignition delay times. This technique is appropriate for fuel/oxidizer mixtures with sturdy absorption at the optical maser wavelength. However, if during a exceedingly [in a very] volatilized or liquid mixtures is an objective, thermal ignition is unlikely a most well-liked selection because of energy absorption on the optical maser propagation direction. Conversely, this is often a perfect technique for homogenized or

distributed ignition of flammable gases or liquids. Thermal ignition technique has been used with success for solid fuels because of their absorption ability at infrared wavelengths.

#### • Non-resonant breakdown

In anechoic breakdown ignition technique, as a result of generally the sunshine gauge boson energy is invisible or ultraviolet light vary of spectrum, multiphoton processes are needed for molecular ionization. this is often because of the lower gauge boson energy during this vary of wavelengths as compared to the molecular ionization energy. The electrons therefore freed can absorb a lot of energy to spice up their mechanical energy (KE), facilitating more molecular ionization through collision with alternative molecules. This method shortly results in Associate in Nursing lepton avalanche and ends with gas breakdown and ignition. By far, the foremost ordinarily used technique is that the anechoic initiation of ignition primarily owing to the liberty in choice of the optical maser wavelength and simple implementation.

#### • Resonant breakdown

The resonant breakdown optical maser ignition method involves, first, a anechoic multiphoton dissociation of molecules ensuing to freed atoms, followed by a resonant picture ionization of those atoms. This method generates enough electrons required for gas breakdown. on paper, less input energy is needed because of the resonant nature of this technique.

#### • Photochemical mechanisms

In chemistry ignition approach, little or no direct warming takes place and therefore the light beam brings concerning molecular dissociation resulting in formation of millitants (i.e., extremely reactive chemical species), if the assembly rate of the radicals made by this approach is more than the recombination rate (i.e., neutralizing the radicals), then the amount of those extremely active species can reach a threshold worth, resulting in Associate in Nursing ignition event. This (radical) range augmentation state of affairs is called as chain-branching in chemical terms.

#### • Laser Ignition method on time

Laser oxidization encompasses the time unit domain of the optical maser stroke itself to the length of the whole combustion lasting many many milliseconds.

The optical maser energy is deposited in an exceedingly few nanoseconds that result in a blast wave generation. within the initial milliseconds Associate in Nursing ignition delay will be discovered that has length between five – one hundred ms counting on the mixture. Combustion will last between one hundred ms up to many seconds once more counting on the gas mixture, initial pressure, pulse energy, plasma size, position of the plasma within the combustion bomb and initial temperature.

## VI. EXPERIMENT AND RESULTS

### Combustion chamber experiments

Following the calculations on top of, even moderate pulse energies ought to be enough for optical maser induced ignition of combustibles. As a feasibility check, Associate in Nursing excimer optical maser has been used for ignition of combustible gases within a “combustion bomb”. The optical maser used for the primary experiments was a Lambda Physik LPX205, equipped with Associate in Nursing unstable resonator system and operated with KrF, delivering pulses with a wavelength of 238 nm and a length of roughly thirty four ns with most pulse energy of four hundred mj. The combustion chamber has had a diameter of sixty five millimeter and a height of eighty six millimeter, with a volume of 280cm<sup>3</sup> and was fabricated from steel. The light beam was radio-controlled into the chamber through an aperture. Pressure sensors, filling and consumed lines were additionally connected to the ignition chamber. The light beam was targeted into the chamber by suggests that of an optics with a focal distance of fifty millimeter. Variations of pulse energies also as gas mixtures are performed to gauge the feasibility of the method. Results indicate that ignition-delay times are smaller and pressure gradients are abundant vessel compared to traditional electrical device ignition.

## VII. RESULT

Results of the experiments shows that optical maser ignition has blessings compared to traditional sparking plug ignition. Compared to traditional sparking plug ignition, optical maser oxidization reduces the fuel consumption by many per cents. Exhaust emissions square measure reduced by nearly two hundredth. it's vital that the advantages from optical maser ignition may be achieved at nearly identical engine smoothness level. to boot,



a frequency-doubled Nd:YAG optical maser has been wont to examine attainable influences of the wavelength on the optical maser ignition method. No influences may well be found

Best leads to terms of fuel consumption yet as exhaust gases are achieved by optical maser ignition at intervals the fuel spray. As already mentioned, it's unfeasible to use standard spark plugs at intervals the fuel spray since they'll be destroyed terribly chop-chop. optical maser ignition doesn't suffer from that restriction.

Another vital question with aoptical maser mechanism is its responsibility. it's clear that the operation of AN engine causes terribly robust pollution at intervals the combustion chamber. Deposits caused by the ignition method will pollute the beam access aperture and therefore the optical maser mechanism can in all probability fail. To quantify the influence of deposits on the optical maser mechanism, the engine has been operated with a sparking plug at completely different load points for over twenty hours with ANput in beam entrance window. the window was squalid with a dark sheet of ignition deposits. Afterwards, a chilly begin of the engine was reproduced. Already the primary optical maser pulse lit the fuel/air mixture. Following optical maser pulses lit the engine while not misfiring, too. Once a hundred cycles the engine was stopped and therefore the window was disassembled.

### VIII. COMPARATIVE BENEFITS OF LI

Spark mechanism

- Less intense spark
  - Restrictions whereas selecting the ignition location
  - Leaner mixtures can't be burned
  - Spark plug ignite the charge during a mounted position, so that they can't deal with a stratified charge.
  - Flame propagation is slow
- Multi purpose fuel ignition isn't possible
- More intense spark
  - Free selection of the ignition location inside the combustion chamber
  - Leaner fuel will burn effectively
  - Laser mechanism might deal with a stratified charge.
  - Flame propagation is comparatively quick leading to shorter combustion time
  - Easier chance of multipoint ignition
  - NOx emission

Engines would manufacture less Nox if they

burnt additional air and fewer fuel, however they might need the plugs to supply higher- energy sparks so as to try to therefore. Less Nox emission

### IX. EXTRA BENEFITS OF LI

Absence of extinction effects by the electrical device electrodes

- no corrosion effects as within the case of the flare plugs => period of a optical device ignition
- System supposed to be considerably higher than that of aelectrical device
- High load/ignition pressures potential => increase in potency
- Precise ignition temporal orderpotential
- Exact regulation of the ignition energy deposited within the ignition plasma
- Easier chance of multipoint ignition
- Shorter ignition delay time and shorter combustion time

### X. CONCLUSION

1. optical maser ignition permits nearly free alternative of the ignition location inside the ignition chamber, even within the fuel spray.
2. Vital depletions in fuel exhaustionshow the ability of the optical maser ignition method yet as depletion of consumed gases.
3. The "self cleaning" mechanism at the beam access aperture from combustion deposits is used to determine minimum oxidization energy but not by the engine connected parameters
4. No variations of the optical maser ignition method may well be found at completely different optical maser wavelengths.
5. optical maser ignition is nonintrusive in nature; high energy are often speedily deposited, has restricted heat losses, and is capable of multipoint ignition of flammable charges.
6. additional significantly, it shows higher minimum ignition energy demand than electrical spark systems with lean and made fuel/air mixtures.
7. It possesses ability for combustion improvement and stronger immunity to unintended signals which will accidentally trigger electrical igniters.
8. though the optical maser can have to be compelled to fireplace quite fifty times per second to supply 3000 rev, it'll need less power than current spark plugs. The lasers can even replicate back from within the cylinders to relay data supported fuel kind used and also the level of ignition, sanctioning cars to readjust the quantities of air and fuel for optimum performance

9. At present, a optical maser ignition plug is extremely high-ticket compared to a regular electrical sparking plug ignition and it's obscurity close to prepared for preparation. however the potential and benefits definitely create the optical maser ignition additional engaging in several sensible applications.

#### REFERENCES

- [1]. Bergmann and Schaefer, Lehrbuch der Experimental physik: Elektrizität und Magnetismus, vol. 2, Walter de Gruyter Berlin,1981.
- [2]. J. Ma, D. Alexander, and D. Poulain, "Laser spark ignition and combustion characteristics of methane-air mixtures," Combustion and Flame, pp. 492–506,1998
- [3]. J. Syage, E. Fournier, R. Rianda, and R. Cohn, "Dynamics of flame propagation using laser-induced spark initiation: Ignition energy measurements," Journal of Applied Physics, pp. 1499–1507,1988.
- [4]. Lambda Physik, Manual for the LPX205 Excimer Laser, 1991
- [5]. M. Gower, "Krf laser-induced breakdown of gases," Opt. Commune, pp.43–45,1981.
- [6]. R. Hill, "Ignition-delay times in laser initiated combustion," Applied Optics, pp. 2239–2242,1981.
- [7]. T. Huges, Plasma and laser light, Adam Hilger, Bristol, 1975.
- [8]. J.D. Dale, P.R. Smy, R.M. Clements, Laser Ignited Internal Combustion Engine An Experimental Study, S.A.E. Conference in Detroit, 29March 1978

K.Lakshmi Kanth, et. al. "Study of Laser Based Ignition for Internally Combustion Engines." *International Journal of Advances in Engineering and Management (IJAEM)*, 2(1), 2020, pp. 28-33.



**International Journal of Advances in  
Engineering and Management**

**ISSN: 2395-5252**



# IJAEM

**Volume: 02**

**Issue: 01**

**DOI: 10.35629/5252**

**[www.ijaem.net](http://www.ijaem.net)**

**Email id: [ijaem.paper@gmail.com](mailto:ijaem.paper@gmail.com)**