

# Effect of Chopped Glass Fibers on Concrete Tiles Strength

Sahu C<sup>1</sup> Kumar V<sup>2</sup>

<sup>1</sup>M.Tech Scholar, Dept. of Civil Engineering, PKGCET, Haryana,  
<sup>2</sup>Assistant Professor, Dept. of Civil Engineering, PKGCET, Haryana

Submitted: 01-06-2022

Revised: 05-06-2022

Accepted: 08-06-2022

## ABSTRACT:

The effect of glass fibre on flexural strength, split-tensile strength and compressive strength was studied for different fibre content on M-20 grade concrete designed as per IS 10262. The maximum size of aggregates used was 20mm. To study the effect on compressive strength, flexural strength, split-tensile strength 6 cubes, 6 prisms and 6 cylinders were cast and tested.

After that a practical application of GFRC in the form of cement concrete tiles was taken into consideration and no special technique was used to produce these tiles. The thickness of the tiles was 20mm and maximum size of aggregates used was 8mm. The water cement ratio was kept consistent and the admixture content was varied from .8 to 1.5 percent to maintain slump in between 50mm to 100mm. The mix proportion used was 1:1.78:2.66. The size of short fibres used were 30mm and the glass fibres were alkali resistant. The effect of this short fibres on wet transverse strength, compressive strength and water absorption was carried out. Six full sized tiles 400mm\*400mm\*20mm were tested and the results recorded. Pulse velocity test was also conducted.

## I. INTRODUCTION

### General

One of the most important building material is concrete and its use has been ever increasing in the entire world. The reasons being that it is relatively cheap and its constituents are easily available, and has usability in wide range of civil infrastructure works. However concrete has certain disadvantages like brittleness and poor resistance to crack opening and spread. Concrete is brittle by nature and possess very low tensile strength and therefore fibres are used in one form or another to increase its tensile strength and decrease the brittle behaviour. With time a lot of experiments

have been done to enhance the properties of concrete both in fresh state as well as hardened state. The basic materials remain the same but superplasticizers, admixtures, micro fillers are also being used to get the desired properties like workability, increase or decrease in setting time and higher compressive strength. Fibres which are applied for structural concrete are classified according to their material

As steel fibres, alkali resistant glass fibres (AR), synthetic fibres, carbon, pitch and polyacrylonitrile (PAN) fibres.

### Glass Fibre Reinforced Concrete

Glass fibre reinforced concrete (GFRC) is a cementitious composite product reinforced with discrete glass fibres of varying length and size. The glass fibres used are alkali resistant as glass fibres are susceptible to alkali which decreases the durability of GFRC. Glass strands are utilized for the most part for outside claddings, veneer plates and different components where their reinforcing impacts are required during construction. GFRC is stiff in fresh state has lower slump and hence less workable, therefore water reducing admixtures are used. Further the properties of GFRC depend on various parameters like method of production

the product. It can be done by various methods like spraying, casting, extrusion techniques etc. Cement type is also found to have considerable effect on the GFRC. The length of the fibre, sand/filler type, cement ratio methods and duration of curing also effect the properties of

## II. MATERIALS AND METHODS

### Materials

#### Concrete

Concrete is the most widely used construction material. The basic materials of concrete are Portland cement, water, fine aggregates i.e. sand and coarse aggregates. The cement and water form a paste that hardens and bonds the aggregates together. Concrete in fresh state is plastic and can be easily moulded to any shape, as time passes it hardens and gains strength. The initial gain in strength is due to a chemical reaction between water and

C<sub>2</sub>S and later gain in strength is due to reaction between C<sub>3</sub>S and water. Concrete is produced by either following nominal mix proportions in which the mix proportions are fixed as per grade of concrete required or mix design proportions, latter produces more economical concrete.

In our work Portland slag cement (PSC)-43 grade Konark cement was used. Standard consistency, initial setting time, final setting time, 28-day compressive strength tests were carried out as per the Indian standards specifications. Clean river sand passing through 4.75 mm sieve was used as fine aggregates. The specific gravity of sand was 2.68 and grading zone of sand was zone 3 as per IS. Angular stones were used as coarse aggregates maximum size 20 mm and specific gravity 2.72. Concrete was mixed and cured by ordinary water or tap water.

For casting cubes, cylinders and prisms maximum size of aggregate used was 20 mm whereas in case of tiles the maximum size of aggregates used was 8 mm. The water cement ratio used for concrete tiles was 0.45 and admixture was used to attain the desired workability.

#### Cement

Cement is an extremely ground material having adhesive and cohesive properties which provide a binding medium for the discrete ingredients. The processes used for manufacture of cement can be classified as dry and wet. The cement commonly used is Portland cement, it is also defined as hydraulic cement, i.e. a cement which hardens when it comes with water due to chemical reaction but thereby forming a water resistant product. Portland cement is obtained when argillaceous and calcareous materials are ground to fine powder and mixed in definite proportion and fused at high temperature. When blast furnace slag is also used as one of the ingredients then the cement obtained is called Portland slag cement (PSC). Portland slag cement (PSC)-43 grade (Konark Cement)

was used for the experimental programme.

#### Fine Aggregates

Aggregates are generally obtained from natural deposits of sand and gravel, or from quarries by cutting rocks. The least expensive among them are the regular sand and rock which have been lessened to present size by characteristic specialists, for example, water, wind and snow and soon. The stream stones are the most well-known and are of good quality. These second most regular used source of aggregates is the quarried rock which is reduced to size by crushing. The size of aggregates used in concrete range from few centimetres or more, down to a couple of microns. Fine aggregate is the aggregate most of which passes through a 4.75 mm IS sieve and contains just that much coarser material as allowed by the IS details. The fine aggregate used for the experimental programme was obtained from river bed of Koel. The fine aggregate passed through 4.75 mm sieve and had a specific gravity of 2.68. The sand belonged to zone III as per IS standards.

#### Coarse Aggregates

The aggregate the vast majority of which are held on 4.75 mm IS sieve and contains just that a lot of fine material as is allowed by the code specifications are termed as coarse aggregates. The coarse aggregates may be crushed gravel or stone obtained by the crushing of gravel or hard stone; uncrushed gravel or stone resulting from natural disintegration of rock and partially crushed gravel or stone obtained as a product of the blending of the naturally disintegrated and crushed aggregates. In our case crushed stone was used with a nominal maximum size of 20 mm and specific gravity of 2.78.

#### Water

Water is the one most essential element of cement. Water assumes the vital part of hydration of concrete which frames the coupling lattice in which the dormant totals are held in suspension medium until the grid has solidified, furthermore it serves as the lubricant between the fine and coarse aggregates and makes concrete workable.

#### Fiber

Fibre is a natural or synthetic string or used as a component of composite materials, or, when matted into sheets, used to make products such as paper, papyrus, or felt. Concrete is brittle by nature and is weak in flexure as well as direct tension therefore in order to improve these properties fibres

are added to concrete. Fibres may be short discrete or in forms of rods or may be even in form of textile fibres or woven mesh fibres. Various types of fibres have been added to concrete some have high modulus of elasticity some have low modulus of elasticity each category can improve certain properties of concrete. In our case short discrete glass fibres were used and as glass fibre is susceptible to alkali we used alkali resistant glass fibres. A fiber is a material made into a long filament with a diameter generally in the order of 10  $\mu\text{m}$ . The main functions of the fibers are to carry the load and provide stiffness, strength, thermal stability, and other structural properties in the FRC.

Glass strands are filaments generally utilized as a part of the maritime and mechanical fields to create composites of medium-elite. Their unconventional trademark is their high quality. Glass is basically made of silicon ( $\text{SiO}_2$ ) with a tetrahedral structure ( $\text{SiO}_4$ ). Some aluminum oxides and other metallic particles are then included in different extents to either facilitate the working operations or change a few properties (e.g., S-glass strands show a higher elasticity than E-glass).

The development of fiberglass is fundamentally in light of turning a bunch made of sand, alumina, and limestone. The constituents are dry mixed and passed on to melting (around  $1260^\circ\text{C}$ ) in a tank. The liquefied glass is conveyed straight forwardly on platinum bushings and, by gravity, goes through specially appointed openings situated on the base. The fibers are then gathered to shape a strand ordinarily made of 204 fibers. The single fiber has a normal measurement of  $10\mu\text{m}$  and is regularly secured with a measuring. The yarns are then packaged, much of the time without curving, in a meandering. Glass filaments are likewise accessible as slim sheets, called mats. A mat may be made of both long persistent and short strands (e.g., irregular filaments with an ordinary length somewhere around 25 and 50 mm), haphazardly organized and kept together by a concoction bond. The width of such tangles is variable between 5 cm and 2 m, their thickness being around  $0.5\text{ kg/m}^2$ . Glass filaments normally have a Young modulus of versatility lower than carbon or aramid strands and their scraped areas resistance is moderately poor; consequently, alert in their control is needed. Likewise, they are inclined to crawl and have low exhaustion quality. To upgrade the bond in the middle of filaments and grid, and to secure the strands itself against soluble operators and dampness

strands experience estimating medicines going about as coupling specialists. Such

medicines are helpful to improve toughness and weakness execution (static and element) of the composite material. FRP composite taking into account fiberglass are normally meant as GFRP. Admixture

Admixtures are the chemical compounds that are used in concrete other than hydraulic cement (OPC), water and aggregates, and can also be called as mineral additives that are added to the concrete mix just before or during blending to adjust one or more of the particular properties of the concrete in the fresh or hardened state. The utilization of admixture is necessary to offer a change which is not financially achievable by changing the extents of water, cement and though not influencing the performance and durability of the concrete. Usually used admixtures are accelerating admixtures, retarding admixture, air-entraining admixtures and water-reducing admixture. In our case a water-reducing admixture was used to obtain the desired workability as with increase in fibre content the mixture was becoming stiffer.

The experimental work consists of casting cubes, cylinders and prisms to study the effect of glass fibres on the compressive, flexural and split tensile strength of concrete. The effect was studied by varying the fibre content from 0% to 0.3%, no water reducing admixture was used for the experimental programme. To check the effect on concrete for fibre content variation 6 specimens each of cube, prisms and cylinders were casted. Test were conducted on the specimen after 7 days and 28 days.

Further in order to get a practical use of glass fibres in concrete, concrete tiles were casted. The size of the tiles being  $400\text{mm} \times 400\text{mm} \times 20\text{mm}$ . The maximum size of aggregates used for 8 mm in case of tiles and the testing for tiles were done as per IS 1237:2012. The fibre content varied from 0% to 0.7% and the main study of interest was compressive strength, wet transverse strength and water absorption.

### Mixing Of Concrete

In order to obtain a uniform mix thorough mixing of concrete is necessary. Concrete can be reproduced in two ways either by hand mixing or machine mixing. Hand mixing can be done on a plane levelled surface such as a wooden platform or a paved surface having tight joints so as to prevent paste loss. To do mixing first the surface is cleaned and then moistened after that sand is first poured on the surface and then cement is spread on the sand after that thorough mixing is done. When

the cement and sand gets uniformly mixed coarse aggregates are spread over the uniform sand and cement mix and then again mixed thoroughly. To mix the material either a hoe or a square-pointed D-handled shovel is used. Dry materials are mixed until the colour of the mixture is uniform. Having obtained uniform coloured dry mix water is slowly added and the mix is again turned at least three times after completely the entire mixing process fresh concrete is produced which is plastic and can be moulded as per needs. In our investigation machine mixing was done to produce the fresh concrete. First the machine drum was cleaned and then moistened so as to prevent any loss of water as water is added only a calculated amount and no extra water is added. All the dry materials are put in the drum and then dry mixed by rotating the drum when a thorough mix is obtained glass fibres are added as per the calculated which is a percent of total weight of concrete and then the materials are mixed thoroughly. After that water is added and mix is again until a uniform coloured mix is obtained. After completing all this process the concrete is dropped on a flat and clean plate from where it is taken and fill our moulds.

### Compaction

All specimens were first filled in their respective moulds and then hand compacted using a rod of 30mm diameter in three layers by tamping 20 times on each layer. To attain full compaction the specimens were then vibrated on a vibrator table. The tiles were prepared by putting the concrete in the mould and then hand tamping using a plane surfaced wooden block and then the mould was held tight by hands and vibrated on the vibrator table. The surface was levelled, finished and smoothed by metal trowels.

### Curing Of Concrete

A significant part of the physical properties of cement rely on upon the degree of hydration of bond and the resultant microstructure of the hydrated concrete. As a result of hydration a random three dimensional structure is gradually formed which fills the space occupied by water. The hardened cement paste has a porous structure and the pores can be divided into two categories as gel pores and capillary pores. Hydration of cement takes place only when the capillary pores remain saturated. Curing is necessary to make the concrete more durable, strong, impermeable and resistant to abrasion and frost. Curing is done by spraying water on pond curing or keeping them packed under

moist gunny bags so as to prevent the loss of moisture from the surface and inside. Curing starts as soon as the concrete reaches its final set. It is generally recommended to do curing for at least 14 days to attain at least 90% of the expected strength. In our case pond curing method was used for all specimens including the tiles.

### III. EXPERIMENTAL SETUP

Various tests conducted on the specimens are described below along with the description and importance.

There were two ways in which the investigation was carried out one in which only cubes, cylinders and prisms were casted and the grade of concrete was M-

20. The proportioning of the concrete was. The nominal maximum size of aggregate was 20mm and no admixture was used.

#### Compressive strength

The most important property of concrete is its compressive strength and durability. Concrete is mostly used in construction where load transferred is mostly via compressive strength. In order to check the effect of fibres on the compressive strength of concrete 150mm cubes were cast and tested. The cubes were tested at the age of 7 days and 28 days and the variation was noted.

Fibre content was varied from 0% to 0.3% when the nominal maximum size of aggregate was 20mm and no admixture was used. The water cement ratio was fixed at 0.5. The workability of the mix was observed to come down but however no extra water was used.

#### Split Tensile Strength

Concrete may be subjected to tension in very rare cases and is never designed to resist direct tension. However, the load at which cracking would occur is important and needs to be determined. The tensile strength of concrete as compared to its compressive strength is very low and is found to be only 10-15 % of the compressive strength. There are various factors which influence the tensile strength of concrete like aggregates, age, curing, air-entrainment and method of test.

To conduct the split tension test a cylindrical concrete specimen is loaded along its length as a result of the loading tensile stresses are developed along the central diameter along the lateral direction. The specimen splits into two when the limiting tensile strength is reached and this value can be calculated from the load given below

Adiagram is shown to show how the test is carried out:

### Flexural Strength

Flexural strength is also a measure of the tensile strength of concrete. In practical concrete may not be subjected to direct tension but it is subjected to flexure in many cases particularly in beams which is a flexural member. Flexural strength is also referred to as modulus of rupture. In order to calculate the flexural strength

### Tests carried out on Cement and Concrete Tiles

Cement and concrete flooring tiles are tested as per IS 1237:2012. There are various tests given in the code but we have done the water absorption test and wet transverse strength. Other tests that were conducted on the tiles was the pulse velocity test which is a non-destructive test and predicts the quality but not the grade of concrete. The IS code does not say anything about the compressive strength test but however in order to check the compressive strength six 100mm cubes were cast and tested at 7 days and 28 days.

### Water absorption test

Six tiles were immersed in water for 24hrs, then the tiles were taken out and wiped dry. Each tile was immediately weighted after saturation. The tiles were then placed in an oven at 65°C for 24 hrs and then cooled and reweighed at room temperature.

Water absorption was calculated using the formula as given below:

$$M1 - M2$$

$$\frac{M1 - M2}{M2}$$

$$\times 100$$

Where

M1 = mass of the saturated specimen; M2 = mass of the oven-dried specimen.

### Wet Transverse Strength Test

In order to determine the wet transverse strength of tiles six full sized tiles are tested at 28 days as per the guidelines given by IS 1237:2012. Before performing the test the tiles are soaked in water for 24hrs and then placed horizontally on two parallel steel supports, the wearing surface is upwards and its sides parallel to supports. The load is applied in such a way that the steel rod is parallel to supports and midway between them. It is required that the length of the supports and of the loading rod shall be longer than the tile. The diameter of the loading rod shall be 12mm and be rounded. The load is applied at a uniform rate of 2000N/min, until the tile breaks. The wet transverse

strength is calculated using the formula given in IS code as given below:

$$\frac{3PI}{2bt^2}$$

Where,

P = breaking load in N;

I = span between supports, in mm; b = tile width, in mm; and t = tile thickness, in mm

### Compressive Strength

To get the compressive strength variation due to glass fibres 100mm cubes were cast with the same mix as used for casting concrete tiles with the same amount of admixtures. Six 100mm cubes were cast for each fibre content. Three cubes were tested at 7 days and three at 28 days. The compressive test was done on universal testing machine. The cubes were cured using pond curing method and before testing they were allowed to surface dry. The formula used for calculating compressive strength is given below:

$$P = \frac{c}{A} \text{ N/mm}^2$$

Where,

P = load in Newton (N) at which failure occurs, A = surface area in mm<sup>2</sup>.

### Pulse Velocity Test

The pulse velocity test is a non-destructive test and is covered in IS 13311 (Part 1) - 1992. It gives a measure of the quality of concrete. The underlying principle of this test is - The method consists of measuring the time of travel of an ultrasonic pulse passing through the concrete being tested. Comparatively high velocity is obtained when concrete quality is good in terms of density, uniformity, homogeneity etc. First couplant is applied to the surface of the transducers and pressed hard onto the surface of the material. The transducers are not moved while a reading is being taken, as this can generate noise signals and errors in measurements. The transducers are continuously held onto the surface of the material until a consistent reading appears on the display, which is the time in microsecond for the ultrasonic pulse to travel the distance 'L'. The mean value of the display readings is taken when the unit's digit hunts

between two values. The velocities obtained can be interpreted in the form of quality of concrete and not in form of the grade of concrete.

$$\text{Pulse velocity} = (\text{Path length} / \text{Travel time})$$

### Procedure

Experiments started with the preliminary tests on material properties as per the Indian standards.

Composites being made of cement, fiber and sand as major components tests were conducted for standardizing properties of these materials. Tests of physical properties of sand, cement and fiber were conducted first and then they were used in the research. NO tests were conducted on water as ordinary tap water from govt. water supply was used throughout the research work.

**Specific gravity test:** The test was conducted as per IS 2720-part iii to obtain the specific gravity of cement. The specific gravity of cement was found to be 3.10.

**Consistency Test:** As per IS 4031-part iv 1988 a consistency test was done on the cement using Vicat's apparatus confirming to IS 5513. The standard consistency was found to be 30%.

**Fineness test:** Fineness of the cement was tested as per IS 4031-part 1 by the method of sieve analysis. A 10g sample of cement was agitated for 2 mins over a 90 micron sieve. The test results proved that almost all the cement passed through the sieve and negligible weight of dust was retained.

**Test for the grade of cement (Compressive strength test):** As per the guidelines of IS 4031-part vi 1988 cubes of cement mortar were casted at water content of (P/4 + 3 %) of total dry mass taken and were tested for 7 day and 28 day strength. For simplicity, 3 day strength test was omitted. Until tests the casted cubes were kept in water for curing. The minimum 7 day

compressive strength averaged over three cubes was 24.33 MPa and 28 day strength averaged over three cubes was 41.67 MPa.

### Test on sand

**Specific gravity test:** The specific gravity of sand was measured using a pycnometer by the procedure confirming to IS 2386-part iii-1963. The specific gravity was found to be 2.66

**Sieve analysis of sand :** In order to ascertain the particle size distribution of sand Dry sieve analysis was carried out. The sieve sizes were as per IS 2386-part I. The zone of sand was zone iii.

### Preparation of M-20 grade concrete

M-20 grade concrete was prepared using the mix design guidelines as per IS -10262 without using admixture. A water cement ratio of 0.50 was adopted as fibre reduces the workability of concrete to a great extent. Maximum .3% chopped fibres by weight of concrete were added to check the effect of fibres on the properties of concrete as even at 0.3 % the concrete turned very harsh and a great deal of vibration was needed. Total 4 different batches of M-20 grade concrete was prepared with 0, 0.1, 0.2 and 0.3 percent fibre.

### RESULTS

The results obtained are shown below in tabular form  
Compressive Strength of Concrete (in N/mm<sup>2</sup>)

The 7 days compressive strength was studied and the values of 3 samples studied are shown in the tabular form. Table 1 shows the data of 7 days compressive strength obtained. Table 1 gives the 7 day compressive strength of concrete with maximum nominal size of aggregates 20mm. The 7 days compressive strength was also plotted Fig 2 by taking the average of these three values overall an increase in the compressive strength was observed with addition of fibers.

TABLE-1

Serial number	Without fibre	0.1% fibre	0.2%	0.3%
1	16.89	17.77	21.33	22.22
2	16.44	17.33	20.88	22.67
3	16.44	17.33	21.33	23.11

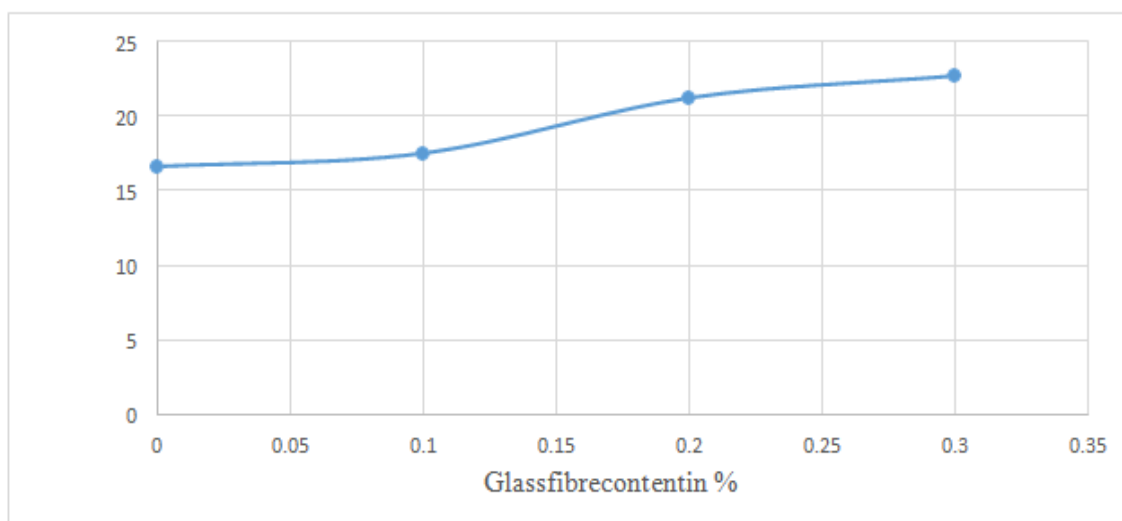


TABLE-2

Serialnumber	Withoutfibre	0.1%	0.2%	0.3%
1	25.33	28	28.88	30.22
2	25.77	31	28.88	28.88
3	25.33	28	31	30.66

#### Split Tensile Strength comparison (in N/mm<sup>2</sup>)

The 7 days Split Tensile strength was studied and the values of 3 samples studied are shown in the tabular form. Table 3 shows the data of 7 days compressive strength obtained. Table 3 gives the 7 days compressive strength of concrete with

maximum nominal size of aggregates 20mm. The 7 days compressive strength was also plotted Fig 4 by taking the average of these three values overall an increase in the compressive strength was observed with addition of fibers.

TABLE-3

Serialnumber	Withoutfibre	0.1%	0.2%	0.3%
1	1.485	1.84	2.405	2.405
2	1.626	1.70	2.26	2.405
3	1.45	1.84	2.26	2.263

#### Flexural Tensile Strength (in N/mm<sup>2</sup>)

The 7 days Flexural Tensile strength was studied and the values of 3 samples studied are shown in the tabular form. Table 5 shows the data of 7 days flexural tensile strength obtained. Table 5 gives the 7 day compressive strength of concrete with maximum nominal size of

aggregates 20mm. The 7 days compressive strength was also plotted Fig 6 by taking the average of these three values overall an increase in the compressive strength was observed with addition of fibers.

TABLE-4

Serialnumber	Withoutfibre	0.1%	0.2%	0.3%
1	4.6	4.744	4.988	5.744
2	4.7	4.776	4.988	5.424
3	4.8	4.756	4.9	5.704

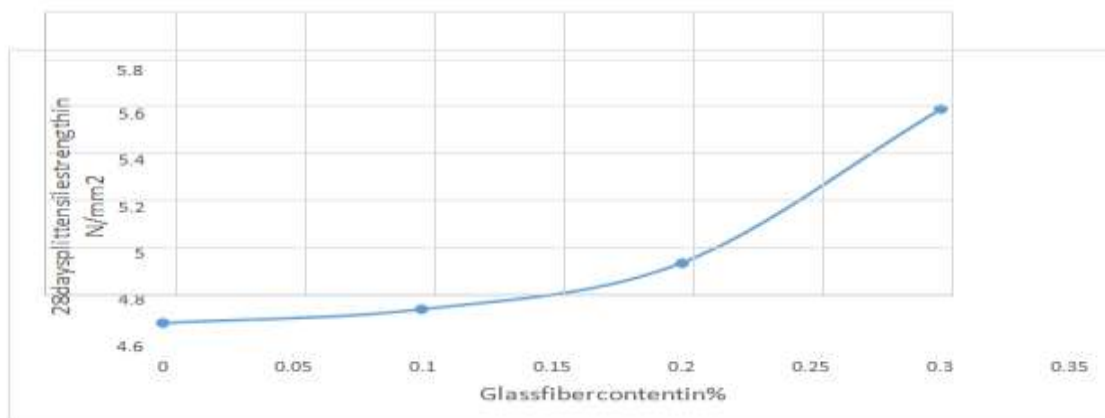


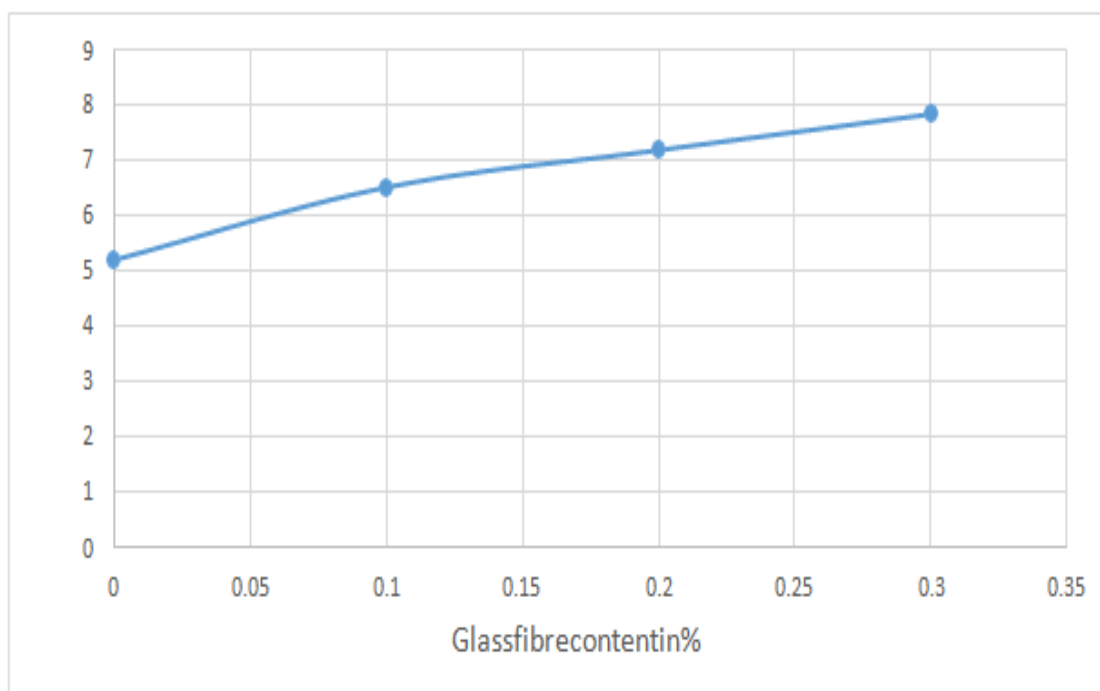
Figure 6 Effect of Glass fiber on 7 days Flexural strength

The 28 days flexural tensile strength was studied and the values of 3 samples studied are shown in the tabular form. Table 6 shows the data of 28 days compressive strength obtained. Table 6 gives the 28 days flexural tensile strength of concrete with

ith maximum nominal size of aggregates 20mm. The 28 days flexural tensile strength was also plotted Fig 7 by taking the average of this three values overall an increase in the compressive strength was observed with addition of fibers.

TABLE-5

Serial number	Without fibre	0.1%	0.2%	0.3%
1	5.104	6.368	7.544	7.156
2	5.204	6.456	7.104	7.96
3	5.242	6.652	6.844	8.32





## REFERENCE

- [1]. Cook D.J., Pama R.P., Weerasinghe H.L.S.D. "Coir fibre reinforced cement as a low cost roofing material". *Build Environ* 1978;13(3):193–8.
- [2]. Perez-Pena M, Mobasher B, "Mechanical properties of fiber reinforced lightweight concrete composites". *Cement and Concrete Research*, Vol. 24, No. 6, pp.1121-1132, 1994
- [3]. Brandt AM. "Cement-based composites: materials, mechanical properties and performance". London: E&FN Spon; 1995. p. 470
- [4]. Nakamura H, Mihashi H. "Evaluation of tension softening properties of fiber reinforced cementitious composites." *Fracture Mechanics of Concrete Structures* 1998; I:499e510.
- [5]. Mirza F.A., Soroushian P. "Effects of alkali-resistant glass fiber reinforcement on crack and temperature resistance of lightweight concrete." *Cement and Concrete Composites* 2002;24(2):223–7
- [6]. Robert S.P. Coutts. "A review of Australian research on natural fibre cement composites" *Cement & Concrete Composites* 27(2005)518–526
- [7]. Khosrow Ghavami. "Bamboo as reinforcement in structural concrete elements". *Cement & Concrete Composites* 27 (2005) 637–649
- [8]. Huang Gu, Zuo Zhong. "Compressive behaviour of concrete cylinders reinforced by glass and polyester filaments". *Materials and Design* 26 (2005) 450–453
- [9]. Andrzej Brandt. M "Fibre reinforced cement-based (FRC) composites after over 40 years of development in building and civil engineering". *Composite Structures* 86(2008)3–9
- [10]. Luiz C. Roma Jr., Luciane S. Martello, Holmer Savastano Jr. "Evaluation of mechanical, physical and thermal performance of cement-based tiles reinforced with vegetable fibers". *Construction and Building Materials* 22(2008)668–674
- [11]. Filho Toledo Dias Romildo, Andrade Silva Flavio de, Fairbairn E.M.R.. "Durability of compression molded sisal fiber reinforced mortar laminates". *Construction and Building Materials* 23 (2009)2409–2420
- [12]. Wu. Y.-F. "The structural behaviour and design methodology for a new building system consisting of glass fiber reinforced gypsum panels" *Construction and Building Materials* 23(2009)2905–2913
- [13]. Swami B.L.P. , "Studies on glass fiber reinforced concrete composites – strength and behaviour Challenges", *Opportunities and Solutions in Structural Engineering*, 2010, pp-1-1
- [14]. Tonoli G.H.D., S.F. Santos, A.P. Joaquim, H. Savastano Jr "Effect of accelerated carbonation on cementitious roofing tiles reinforced with ligno-cellulosic fibre" *Construction and Building Materials* 24 (2010) 193–201
- [15]. Enfedaque A, D. Cendon, F. Galvez, Sanchez-Galvez V, "Failure and impact behavior of facade panels made of glass fiber reinforced cement (GRC)". *Engineering Failure Analysis* 18 (2011)1652–1663.
- [16]. Mohamed S. Issa, Ibrahim M. Metwally, Sherif M. Elzeiny "Influence of fibers on flexural behavior and ductility of concrete beams reinforced with GFRP prebars" *Engineering Structures* 33 (2011) 1754–1763.
- [17]. Sung-Sik Park "Unconfined compressive strength and ductility of fiber-reinforced cemented sand." *Construction and Building Materials* 25(2011)1134–1138
- [18]. Majid Ali, Anthony Liu, Hou Sou, Nawawi Chouw "Mechanical and dynamic properties of coconut fibre reinforced concrete" *Construction and Building Materials* 30(2012)814–825
- [19]. Frank Schladitz, Michael Frenzel, Daniel Ehlig "Bending load capacity of reinforced concrete slabs strengthened with textile reinforced concrete" *Engineering Structures* 40(2012)317–326
- [20]. Shasha Wang, Min-Hong Zhang, Ser Tong Quek "Mechanical behavior of fiber-reinforced high-strength concrete subjected to high strain-rate compressive loading" *Construction and Building Materials* 31 (2012) 1–11
- [21]. Alberto Meda, Fausto Minelli, Giovanni A. Plizzari "Flexural behaviour of RC beams in fibre reinforced concrete" *Composites: Part B* 43(2012)2930–2937
- [22]. Funke H., Gelbrich S., Ehrlich A. "Development of a new hybrid material of textile reinforced concrete and glass fibre reinforced plastic" *Procedia Materials Science* 2 (2013) 103–110
- [23]. Xiangming Zhou, Seyed Hamidreza Ghaffar, Wei Dong, Olayinka Oladiran, Mizi Fan "Fracture and impact properties of short discrete jute fibre-reinforced cementitious composites" *Materials*

- and Design 49(2013) 35–47
- [24]. Mohammad Sayyar ,Parviz Soroushian “Low-cost glass fiber composites with enhanced alkali resistance tailored towards concrete reinforcement” .Construction and Building Materials 44 (2013)458–463
- [25]. Gowri .R, Angeline Mary.M., “Effect of glass wool fibres on mechanical properties of concrete”.International Journal of Engineering Trends and Technology (IJETT)- Volume 4 Issue 7-July 2013.
- [26]. Foglar Marek, Kovar Martin. “Conclusions from experimental testing of blast resistance of FRC and RC bridge decks”. International Journal of Impact Engineering 59 (2013)18e28
- [27]. Bonakdar .A, Babbitt F., Mobasher B. “Physical and mechanical characterization of Fiber-Reinforced Aerated Concrete (FRAC)”. Cement & Concrete Composites 38(2013)82–91
- [28]. Chanaka M. Abeysinghe, David P. Thambiratnam, Nimal J. Perera “Flexural performance of an innovative Hybrid Composite Floor Plate System comprising Glass–fibre Reinforced Cement, Polyurethane and steel laminate” Composite Structures 95(2013)179–190
- [29]. Tassew S.T., Lubel A.S., “Mechanical properties of glass fiber reinforced ceramic concrete”. Construction and Building Materials 51(2014)215–224.
- [30]. Dey V., Bonakdar A., Mobasher B. “Low-velocity flexural impact response of fiber-reinforced aerated Concrete”. Cement & Concrete Composites 49(2014)100–110
- [31]. Pantelides C.P., Garfield T.T., Richins W.D., Larson T.K., Blakeley J.E. “Reinforced concrete and fiber reinforced concrete panel subjected to blast detonations and post-blast static tests”. Engineering Structures 76 (2014)24–33.
- [32]. Agarwal Atul, Nanda Bharadwaj, Maity Damodar. “Experimental investigation on chemically treated bamboo reinforced concrete beams and columns”. Construction and Building Materials 71 (2014) 610–617
- [33]. Raphael Contamine, Angel Junes , Amir Si Larbi “Tensile and in-plane shear behaviour of textile reinforced concrete: Analysis of a new multiscale reinforcement”. Construction and Building Materials 51 (2014) 405–413
- [34]. Wai Hoe Kwan ,Mahyuddin Ramli, Chee Ban Cheah “Flexural strength and impact resistance study of fiber reinforced concrete in simulated aggressive environment”. Construction and Building Materials 63 (2014)62–71
- [35]. Mobasher Barzin, Dey Vikram, Zvi Cohen, Alva Peled “Correlation of constitutive response of hybrid textile reinforced concrete from tensile and flexural tests” Cement & Concrete Composites 53 (2014)148–161.
- [36]. Ali Shams , Michael Horstmann , Josef Hegger “Experimental investigations on Textile-Reinforced Concrete (TRC) sandwich sections” Composite Structures 118 (2014) 643–65